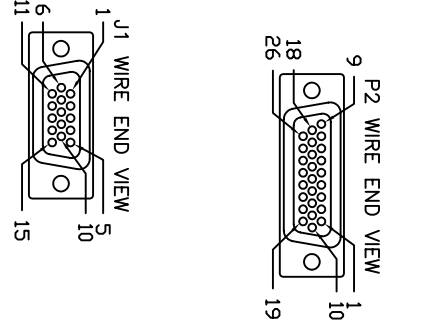


TG-540
Motor Drive Control Connector

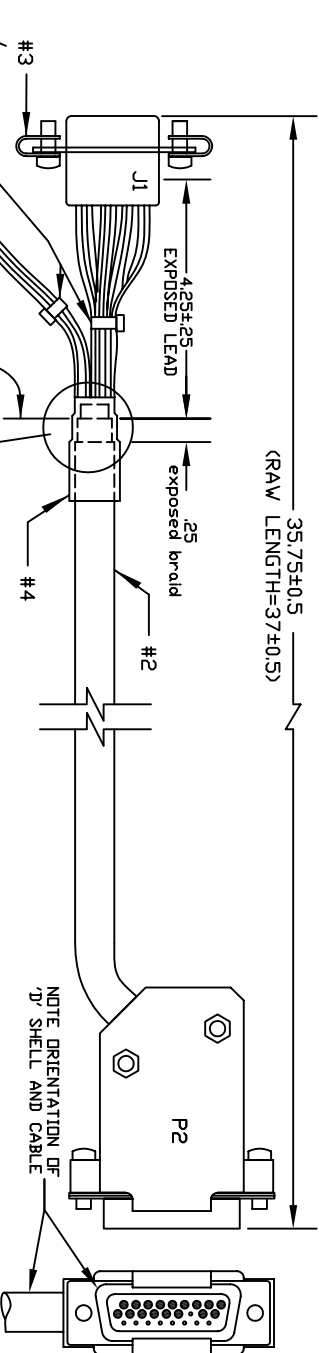
J1 Assignments	PIN	SIGNAL	COLOR
	2	+LIMIT	WHT/BLK
	3	MOVEDONE	WHT/RED
	5	ENABLE	WHT/DRN
	7	-LIMIT	WHT
	8	READY~	WHT/BRN
	9	MODE	WHT/YEL
	10	STEP	WHT/BLU
	15	DIR	WHT/GRY
	1	GND	WHT/GRN
	4	GND	WHT/VID
	11	CHASSIS	GRN (SHLD)
	6	+5V OUT	RED



SS+6000 Servo Drive
Controller Connector

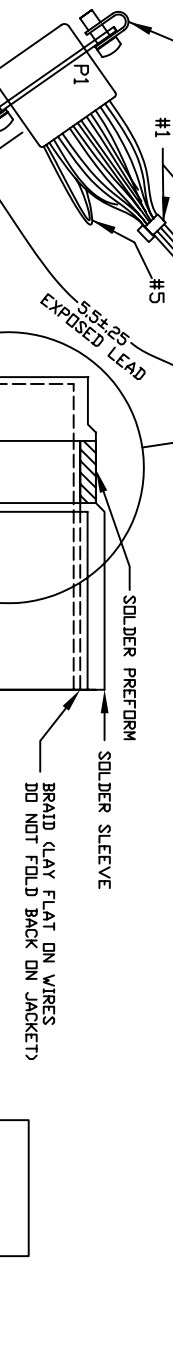
P2 Assignments	PIN	SIGNAL	COLOR	PIN	SIGNAL
	1	-LIMIT	RED	14	+5V In
	2	A~	WHT/YEL	15	MODE
	3	B~	n.c.	16	ANalog +
	4	I~	WHT/BRN	17	READY~
	5	ISO GND	WHT/BLU	18	STEP ~
	6	ISO GND	n.c.	19	Shield
	7	MOVE DONE	n.c.	20	Reserved
	8	ENABLE ~	n.c.	21	Step Dir Mode
	9	DIR ~	WHT/GRN	22	ISO GND
	10	+LIMIT	n.c.	23	Analog Gnd
	11	A	n.c.	24	Analog -
	12	B	n.c.	25	Step
	13	I	n.c.	26	Dir

REV	DESCRIPTION	DATE
B	CORRECTED BOM P2-B, 2 PCS TO 1	1/18/02
C	ADD +5V ID WIRE PER ECO 765	2/5/02
D	CHANGED J1-6 DESTINATION TO +5V	3/21/02
E	J1-6 signal from +5V to +5V D+T	8/2/02
F	P2-14 signal from +5Vio to +5V In	8/2/02
F	ADDED NOTE FOR CABLE ORIENTATION FOR CONNECTOR P2	8/2/02



• PIN HOLE

NOTES:
 1) TRIM BLACK LEAD FLUSH WITH BRAID OR JACKET AT EACH END
 2) USE COMPRESSION COLLAR 'C' (3 DOTS ON REAR FACE)
 3) COMPLETED CABLE TO BE BAGGED INDIVIDUALLY AND LABELED WITH TEKNIC PART NUMBER AS FOLLOWS:
 1101778/D TG-SS+ 6000 CABLE

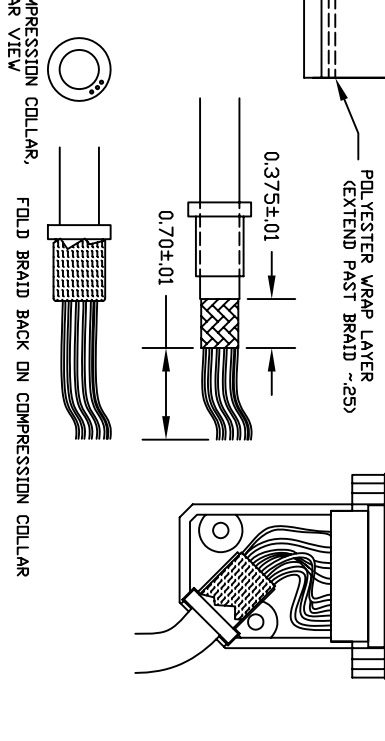


BILL OF MATERIALS

5	15' JMR WIRE, 24AWG, WHT	BELDEN/9984-9 DR EQ.
4	SOLDER SLEEVE TERMINATION WITH ATTACHED LEAD	RAYCHEM/CVT-9-VI-22-5
3	RETAINING SCREW KIT	AMP/205980-4
2	36' CABLE, 19 COND, 24AWG, PVC/PVC BRAID SHLD	NAT'L WIRE/NO1924-SJ
1	CABLE TIE, 4', BLK	RICHCO/WIT-18R-B DR EQ.
	P2-B 1 PLASTIC SHELL, D-SUB	3M/357-6515
	P2-A 19 TERMINAL, PIN, HDB	SEE P1-B
	P2 1 HOUSING, HDB26, PLUG	AMP/748365-1
	J1-A 12 TERMINAL, SOCKET, HDB	AMP/748610-5 DR
		AMP/748610-7
	J1 1 HOUSING, HDB15, RECEPTACLE	AMP/748655-1
	P1-B 9 TERMINAL, PIN, HDB	AMP/748333-5 DR
		AMP/748333-7
	P1-A 1 HOUSING, HDB15, PLUG	AMP/748364-1
	REF QTY DESCRIPTION	MFG/PART NUMBER

TG-540
Encoder Feedback Connector

P1 Assignments	PIN	SIGNAL
	3	A
	4	A~
	8	B
	9	B~
	12	I
	13	I~
	5	GND
	10	GND
	11	ENC SEL



TEKNIC, Inc.

DESCRIPTION
CABLE ASSY, TG-SS+6000

FILENAME
TG-DCC-6000

DWGNO.
1101778

REV.
F